

RPAP | Health Workforce for Alberta: Landscape of Rural Healthcare



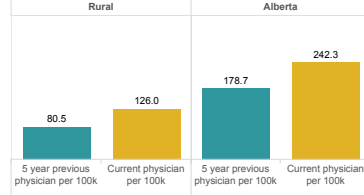
RPAP

- Select District
- Alberta
 - Calgary
 - Crowfoot
 - Edmonton
 - Fort McMurray--Athaba.
 - Lethbridge
 - Macleod
 - Medicine Hat
 - Peace River
 - Red Deer
 - Rural
 - Vegreville--Wainwright
 - Westlock--St. Paul
 - Wetaskiwin
 - Wild Rose
 - Yellowhead



Data was updated 1st March 2015

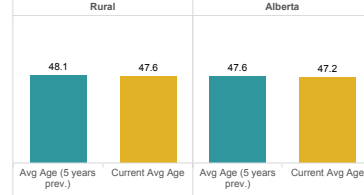
Physicians per 100,000 Inhabitants



Physician Cohort

Names recorded	Physician count (5 years previous)	Current physician count	Physician count variation
Rural	1,170	2,006	+71%
Alberta	6,387	9,600	+50%

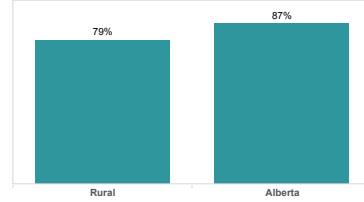
Average Physician Age (est.)



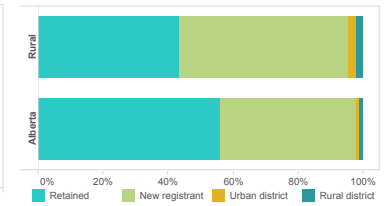
Distribution of Physician Cohort by Age (est.)



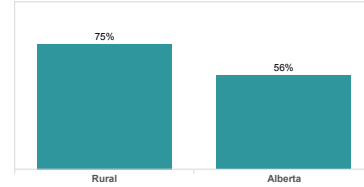
5-Year Physician Retention Rate



Origin of 2014 Physician Cohort (Over 5 Years)



Percentage of International Medical Graduates in Newcomers (Over 5 Years)



Percentage of International Medical Graduates in Physician Cohort (Current Physician Cohort)

