

RPAP | Health Workforce for Alberta: Landscape of Rural Healthcare



RPAP

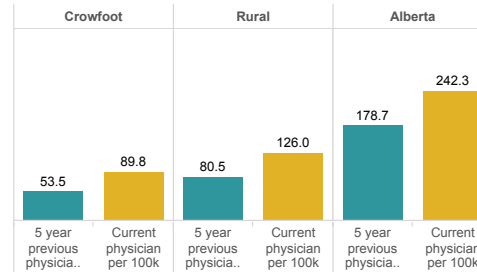
Select District

- Alberta
- Calgary
- Crowfoot
- Edmonton
- Fort McMurray--Athabasca
- Lethbridge
- Macleod
- Medicine Hat
- Peace River
- Red Deer
- Rural
- Vegreville--Wainwright
- Westlock--St. Paul
- Wetaskiwin
- Wild Rose
- Yellowhead



Data was updated 1st March 2015

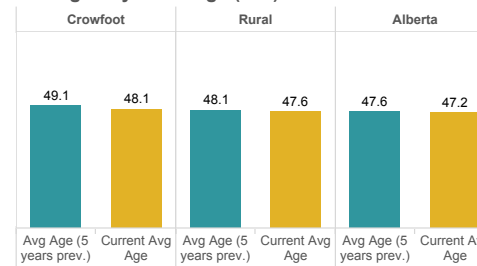
Physicians per 100,000 Inhabitants



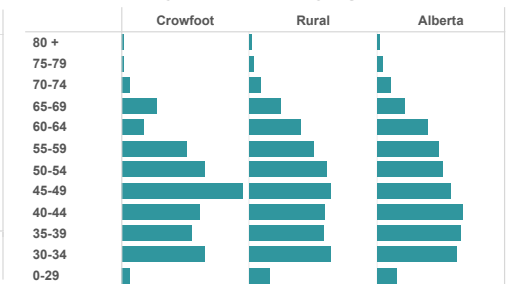
Physician Cohort

Names recoded	Physician count (5 years previous)	Current physician count	Physician count variation
Crowfoot	66	121	+83%
Rural	1,170	2,006	+71%
Alberta	6,387	9,600	+50%

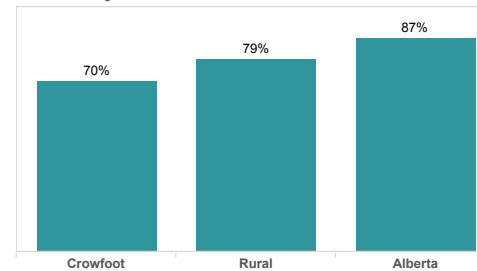
Average Physician Age (est.)



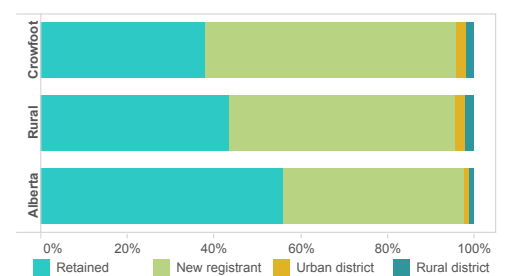
Distribution of Physician Cohort by Age (est.)



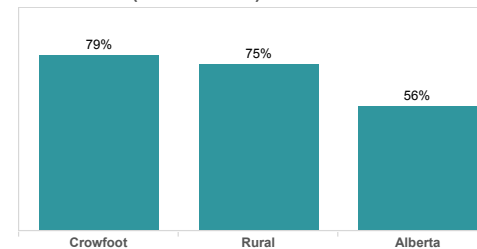
5-Year Physician Retention Rate



Origin of 2014 Physician Cohort (Over 5 Years)



Percentage of International Medical Graduates in Newcomers (Over 5 Years)



Percentage of International Medical Graduates in Physician Cohort (Current Physician Cohort)

