

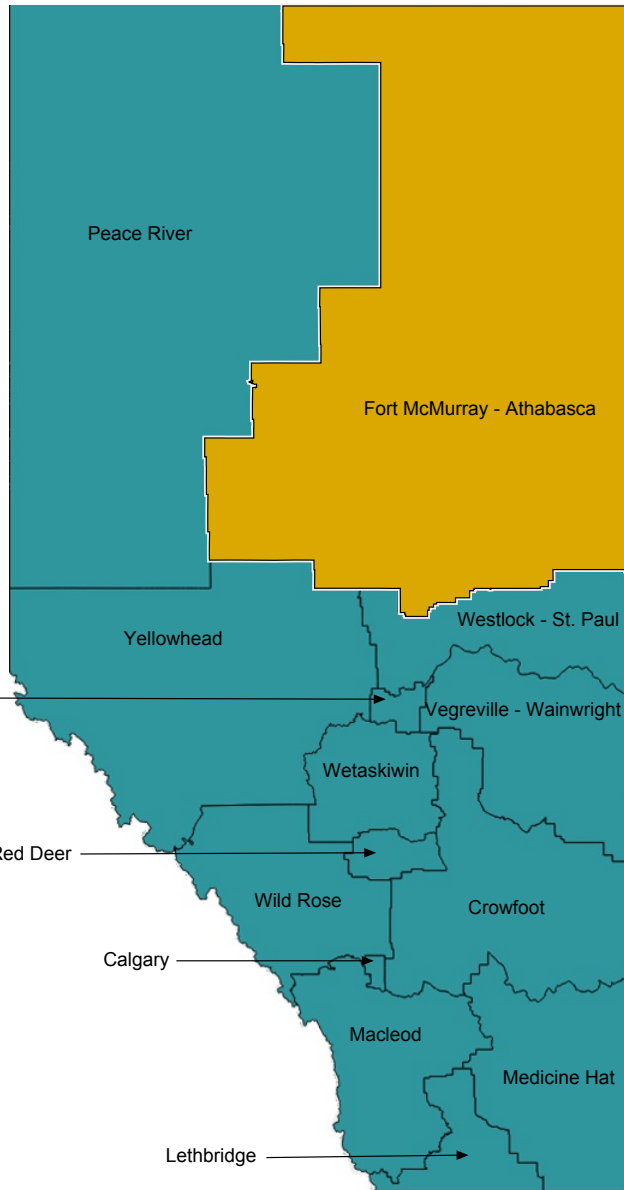
# RPAP | Health Workforce for Alberta: Landscape of Rural Healthcare



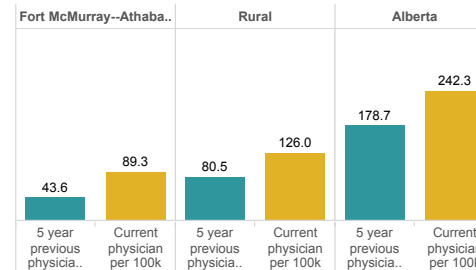
**RPAP**

## Select District

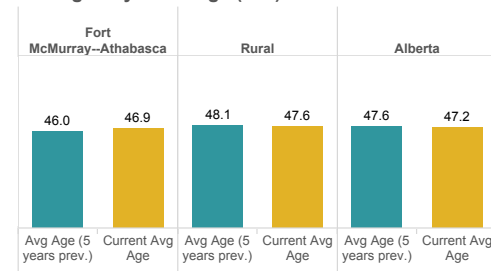
- ☒ Alberta
- ☐ Calgary
- ☐ Crowfoot
- ☐ Edmonton
- ☒ Fort McMurray--Athabasca
- ☐ Lethbridge
- ☐ Macleod
- ☐ Medicine Hat
- ☐ Peace River
- ☐ Red Deer
- ☒ Rural
- ☐ Vegreville--Wainwright
- ☐ Westlock--St. Paul
- ☐ Wetaskiwin
- ☐ Wild Rose
- ☐ Yellowhead



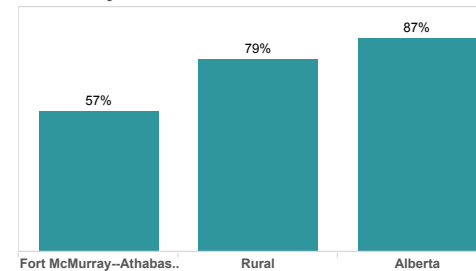
## Physicians per 100,000 Inhabitants



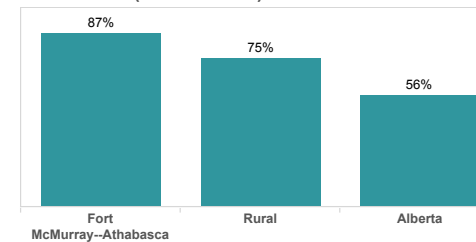
## Average Physician Age (est.)



## 5-Year Physician Retention Rate




## Percentage of International Medical Graduates in Newcomers (Over 5 Years)



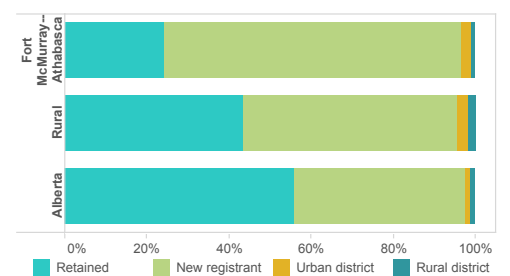
## Physician Cohort

Names recorded	Physician count (5 years previous)	Current physician count	Physician count variation
Fort McMurray--Athabasca	49	115	+135%
Rural	1,170	2,006	+71%
Alberta	6,387	9,600	+50%

## Distribution of Physician Cohort by Age (est.)



## Origin of 2014 Physician Cohort (Over 5 Years)



## Percentage of International Medical Graduates in Physician Cohort (Current Physician Cohort)

