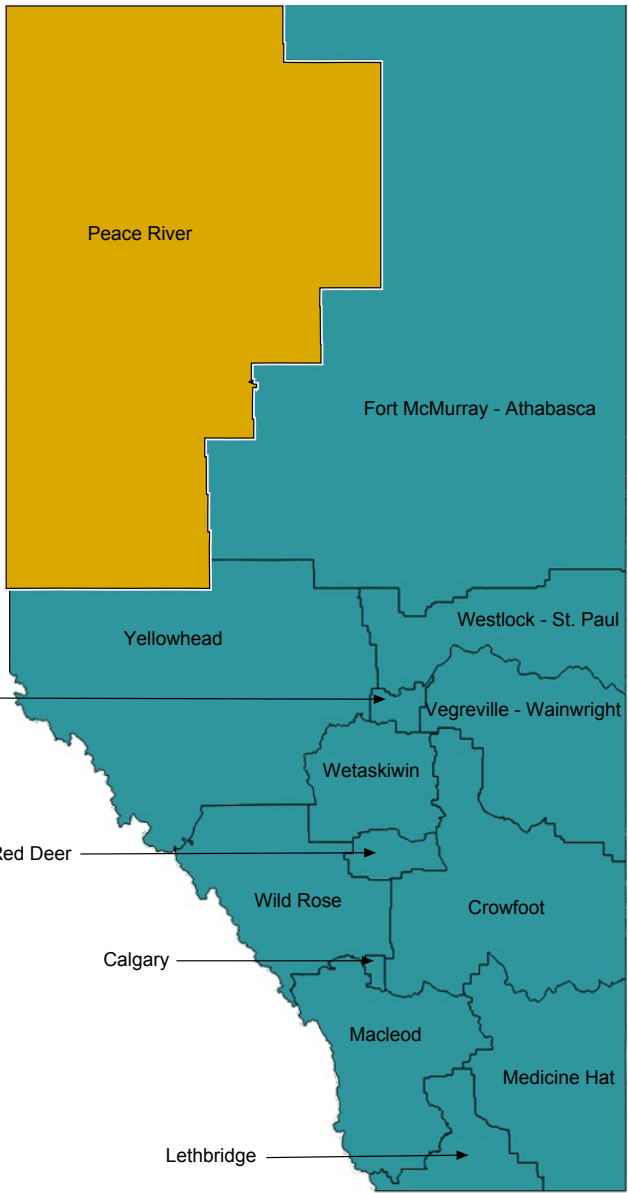


# RPAP | Health Workforce for Alberta: Landscape of Rural Healthcare

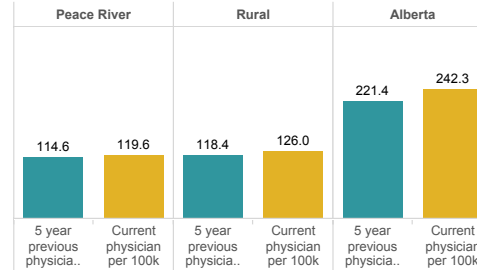


RPAP

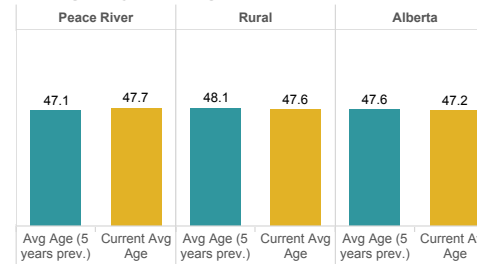
- Select District
- Alberta
  - Calgary
  - Crowfoot
  - Edmonton
  - Fort McMurray--Athabasca
  - Lethbridge
  - Macleod
  - Medicine Hat
  - Peace River
  - Red Deer
  - Rural
  - Vegreville--Wainwright
  - Westlock--St. Paul
  - Wetaskiwin
  - Wild Rose
  - Yellowhead



Physicians per 100,000 Inhabitants



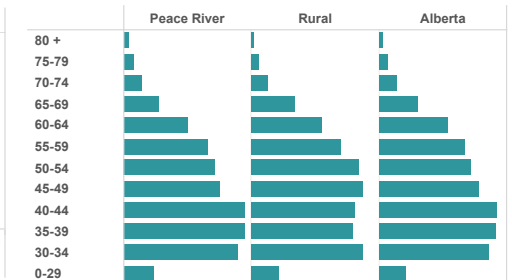
Average Physician Age (est.)



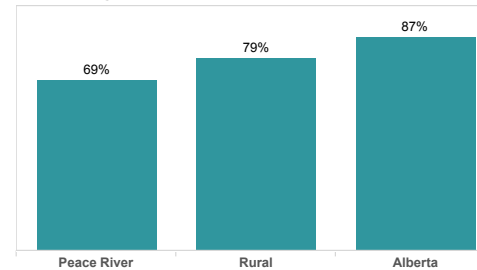
Physician Cohort

Names recorded	Physician count (5 years previous)	Current physician count	Physician count variation
Peace River	170	194	+14%
Rural	1,720	2,006	+17%
Alberta	7,913	9,600	+21%

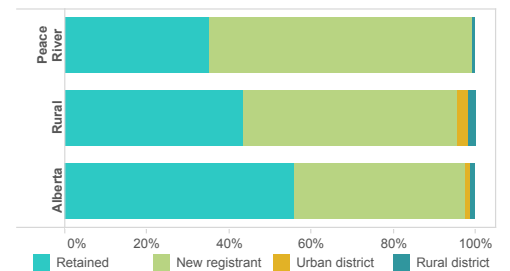
Distribution of Physician Cohort by Age (est.)



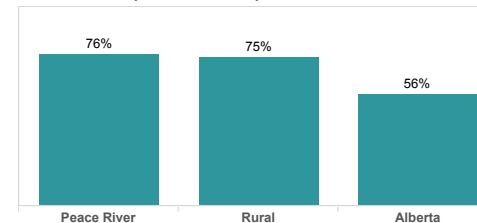
5-Year Physician Retention Rate



Origin of 2014 Physician Cohort (Over 5 Years)



Percentage of International Medical Graduates in Newcomers (Over 5 Years)



Percentage of International Medical Graduates in Physician Cohort (Current Physician Cohort)

