

# RPAP | Health Workforce for Alberta: Landscape of Rural Healthcare



**RPAP**

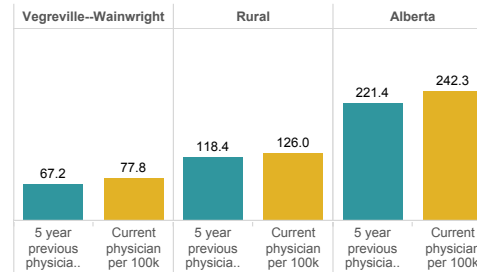
**Select District**

- Alberta
- Calgary
- Crowfoot
- Edmonton
- Fort McMurray--Athabasca
- Lethbridge
- Macleod
- Medicine Hat
- Peace River
- Red Deer
- Rural
- Vegreville--Wainwright
- Westlock--St. Paul
- Wetaskiwin
- Wild Rose
- Yellowhead

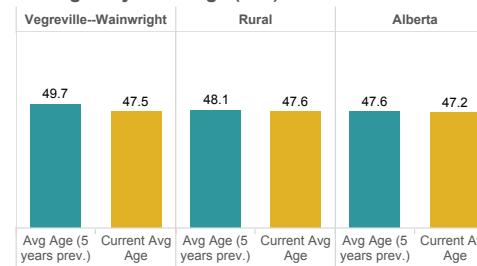


Data was updated 1st March 2015

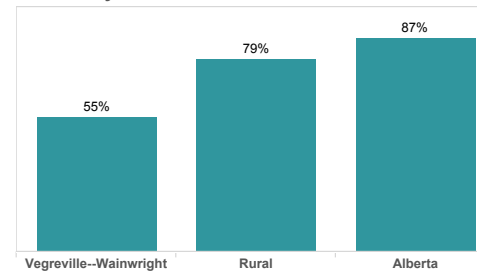
**Physicians per 100,000 Inhabitants**



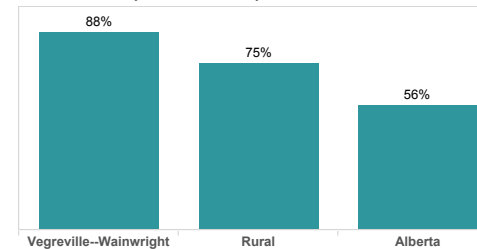
**Average Physician Age (est.)**



**5-Year Physician Retention Rate**



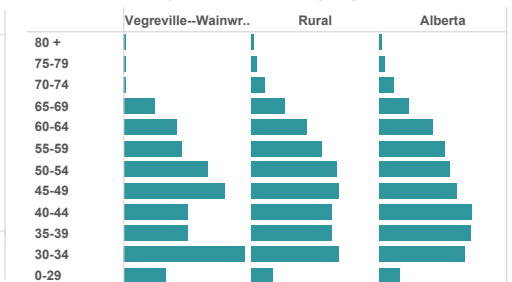
**Percentage of International Medical Graduates in Newcomers (Over 5 Years)**



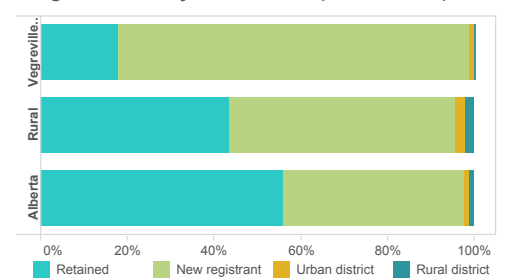
**Physician Cohort**

Names recorded	Physician count (5 years previous)	Current physician count	Physician count variation
Vegreville--Wainwright	78	95	+22%
Rural	1,720	2,006	+17%
Alberta	7,913	9,600	+21%

**Distribution of Physician Cohort by Age (est.)**



**Origin of 2014 Physician Cohort (Over 5 Years)**



**Percentage of International Medical Graduates in Physician Cohort (Current Physician Cohort)**

